

定格電流 Rated current	品番 Part No.
150A	28700001
175A	28710001
200A	28720001
225A	28730001
250A	28740001

NO.	DATE	REVISION RECORDS	REVISED	REVISION NO.
①	27-Dec-2012	Part name Change	M.ANDO	—
②	04-Mar-2013	Add packaging specification.	M.ANDO	—
③	26-May-2014	Addition thickness of Ni plating	Y.MIYATA	—

製品仕様

1. 定格電圧 : 450V DC
2. 定格遮断容量 : 6000A
3. 使用温度範囲 : -40℃~125℃
4. 使用湿度範囲 : 95%以下
5. ヒューズ性能 : 太平洋精工規格 (PES-A52-017) に準ずる。
6. ヒューズ固定方法 : M8ボルト2本にて固定

Specifications

1. Rated Voltage: 450V DC
2. Breaking capacity: 6000A
3. Operating temperature limit: -40℃...125℃
4. Operating humidity limit : 95% max.
5. Fuse performance is based on PES-A52-017.
6. Fuse fixing method: use two M8 bolts.

注記

1. 左の図は250Aを示す。
2. "A"部の数字は当社品番の頭4桁を示す。
3. "B"部には当社製造ロットNo.を示す。
4. "C"部には定格電流値を示す。

③ 5. 膜厚測定部.

Note

1. The drawing on the left shows 250A fuse.
2. "A" portion: first 4 digits of PEC's part no.
3. "B" portion: product lot no
4. "C" portion: rated current.

③ 5. Plating thickness measurement point



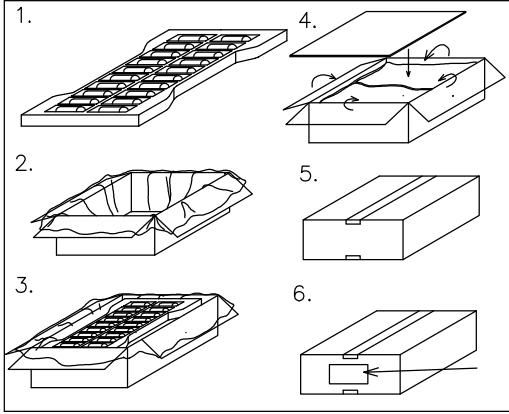
9	—	Label	1	Polyester	—	—
8	—	Solder	—	Sn-3.0Ag-0.5Cu	—	—
7	—	Adhesive	—	Ceramic	—	—
6	—	Arc-extinguishing Sand	—	Silica	—	—
5	—	Screw	1	Stainless	—	—
4	—	Case	1	Ceramics	—	—
③ 3	—	Cap	2	Brass	—	15μm>Ni plating>5μm
③ 2	—	Terminal	2	Copper	—	30μm>Ni plating>5μm
1	—	Element	4	Copper	—	—

NO.	PART NO.	PART NAME	Q'TY	MATERIAL	SIZE	REMARKS
APPROVED	<i>Y. Miyata</i>		DIMENSION TOLERANCE		ANGULAR TOLERANCE	FINISH
CHECKED	<i>H. Shibata</i>		±0.5		—	—
DESIGNED	<i>Y. Miyata</i>		RUST PREVENTION		MATERIAL	
DRAWN	<i>Y. Miyata</i>		—		—	
SCALE	UNIT	DIAGRAM METHOD	PART NAME			
1:1(2:1)	mm	THIRD ANGLE PROJECTION	③ EVFC-φ30			
DRAWING DATE	DRAWING NAME	3D CAD DATA	PART NO.			
26/May/2014	G2874-0-3	—	SEE TABLE			

Pacific Engineering Corporation





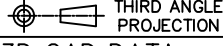
SHEET 1 / 2
SIZE A3

△ 包装包装 Packaging specification

	内装 Inner packaging	外装 Outer packaging
包装材 Material	包装用トレイ Tray	V7ダンボール Cardboard box (390×260×175)
品番シール seal of part no.		ID tag
表示 Marking		 <p>No.***** 現品票  PartNM EVFC-φ30 150A 工番: 999 工程No.: 100 包装・倉入 Part No. ***** Lot No. *****_** QTY *****</p>
収容数 Capacity	16pcs	80pcs
重量 Weight	1.8kg	9kg
方法 Method	1. 包装用トレイにヒューズを詰める。 2. ダンボールにPEシートを敷く。 (PEシート品番:19045 0.02×1000×1300) 3. ヒューズを詰めたトレイを5段積みで詰める。 4. シートで包んでから、一番上にパッドをのせてOPPテープにて封をする。 5. ダンボール側面(現品票貼り付け位置)に現品票を貼る。 出荷の再には箱外周の表示のない部分に必ず「割れ物注意」の表示又はシール(運送会社等の物で可)を貼る事。	
	1.Fill fuses into the tray for packing. 2.Spread a antistatic PE sheet in cardboard box. 3.Stack stuffed tray which filled with fuses in 5 layers into the box. 4.Wrap them by the sheet and put a pad top of the box 5.Seal the box by the tape. 6.Put ID tag on the side of cardboard box. Put "Fragile" indication stamp or label on the outside of the box when shipping.	
Safekeeping condition	No wet. Temperature limit: -40℃~85℃、humidity limit: RH80% max.	

packaging information

NO.	DATE	REVISION RECORDS	REVISED	REVISION NO.
①	27-Dec-2012	Part name Change	M.ANDO	—
②	04-Mar-2013	Add packaging specification.	M.ANDO	—
③	26-May-2014	Addition thickness of Ni coating	Y.MIYATA	—

NO.	PART NO.	PART NAME	Q'TY	MATERIAL	SIZE	REMARKS				
APPROVED		DIMENSION TOLERANCE	ANGULAR TOLERANCE	FINISH						
CHECKED		RUST PREVENTION		MATERIAL						
DESIGNED		—		—						
DRAWN		—		—						
SCALE	UNIT	DIAGRAM METHOD	PART NAME							
1:1(2:1)	mm	 THIRD ANGLE PROJECTION	EVFC-φ30							
DRAWING DATE	DRAWING NAME	3D CAD DATA	PART NO.							
26/May/2014	G2874-0-3	—	SEE TABLE							
Pacific Engineering Corporation						<table border="1"> <tr> <td>SHEET</td> <td>SIZE</td> </tr> <tr> <td>2 / 2</td> <td>A3</td> </tr> </table>	SHEET	SIZE	2 / 2	A3
SHEET	SIZE									
2 / 2	A3									